



Washington State Summary

Wishram School District

135 BUNN
WISHRAM, WA 98673-0008

509.748.2551

Enrollment*

71



0%

English Learners

79%

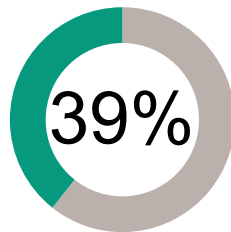
Low Income

Student Performance*

How are we doing getting students to their learning goals?

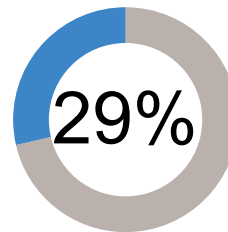


English Language Arts



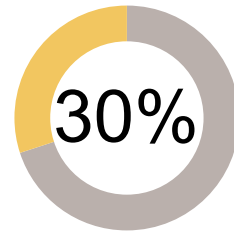
39%

Math



29%

Science



30%

Met grade level standards on state administered tests

How engaged are our students?

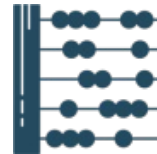


9th Graders on Track to Graduate



52%

Have High English Language Arts Growth



52%

Have High Math Growth

About Our Teachers and Classrooms



9

Number of Teachers

67%

Have Master's Degree or Higher

20.4

Average Years Experience

7.7

Number of Students per Teacher



Finances

How much money do we spend on each student?

\$22,942

Staff Salary & Benefits



\$5,715

Non-Personnel Costs

All information is for the 2017-18 school year, unless marked with an * to indicate 2018-19. To see more from the Washington State Report Card, visit WashingtonStateReportCard.OSPI.k12.wa.us/ReportCard/ViewSchoolOrDistrict/100301. If you have questions or comments, contact ReportCardRedesign@k12.wa.us

